

Providing Top-Quality Industrial Products  
that Adhere to International Standards



**WINDUSTRIAL  
CO., LIMITED**

**Catalogue 2025**  
[www.wiclhk.com](http://www.wiclhk.com)

# Best Sellers

## Concrete Accessories



Anchor Bolts



Punching Shear Studs



Precast Concrete Plastic Threaded Inserts



Form Tie Cone

## Post Tension



PHC Plastic High Rehbar Chairs



Steel Chair with Painted Tip



Steel Chair with Plastic Tip



A-Anchor Plastic Recess Former



Plastic Chair with Lock

Empowering Industries with Reliable  
and Sustainable Products



[www.wiclhk.com](http://www.wiclhk.com)

+86 20 8197 7939

[info@wiclhk.com](mailto:info@wiclhk.com)

# Best Sellers

## Trailer Parts



Break Line Male Brass Fitting



Double Wheel Plastic Fender Pad



Safety Cables



Single Wheel Plastic Fender Pad



Keel Roller

## Industrial Gloves



Cotton Working Gloves



Anti Cut Resistant Gloves

Empowering Industries with Reliable  
and Sustainable Products



[www.wiclhk.com](http://www.wiclhk.com)

+86 20 8197 7939

[info@wiclhk.com](mailto:info@wiclhk.com)

# 01

# Concrete Accessories



From standard to custom options, we have the perfect Concrete Accessories for your industrial needs. Choose our collection now and secure your structures with confidence.



[www.wiclhk.com](http://www.wiclhk.com)

+86 20 8197 7939

[info@wiclhk.com](mailto:info@wiclhk.com)



### Bent (Angled) Cast In Loops

Bent(Angled) Cast-in Loops are suitable for installation in thin concrete elements such as ceilings, floor slabs, angle brackets and light wells. For load introduction into the structure, the angle loop is additionally reinforced as required. The eyelet for receiving the crane hook can either protrude from the plate, or be recessed in a recess.



### Anchor Bolts

These anchor bolts are manufactured for use in moist environments where more rust resistance is required. Galvanized material coats steel with a thick material that provides high resistance against corrosion and rust. Among its applications it is mainly used for attaching bottom plate or sill plate to newly poured concrete.



### Lifting Ring Screw

Lifting loop with pressure Plate and "Goliath" are used as lifting device for the lifting anchors of Threaded Lifting System (Bar sockets, Waved rebar tail Sockets, thread sockets). The lifting loop eye is welded on the base plate. The retracted loop allows stress force from all directions.





### Lifting Ring Clutch

The flat anchor is the main part of a rapid coupling and release lifting system with flat steel inserts. It offers a wide range of application, from slabs to columns, walls, and beams with no limit on lifting load direction. A wide selection of Lifting Inserts suit different kinds of lifting and transportation needs.



### Spherical Head Anchors

- Lifting System for precast elements.
- Working Load from 1.3 to 32 Tons.
- Full range of Anchors, Formers, and Lifting Hooks.
- Lifting hooks and Formers reusable
- Lifting hooks with CE certification



### Cable Loop Lifter

Cast-in loops are concrete element lifting anchors, which as opposed to conventional Threaded steel loops, are not visible after assembly. They are especially well suited for lifting foundation elements, concrete beams and hollow-core slab transportation. This lifting System is comprised of steel wire, oval shaped lifting anchors and pocket formers that are used for fixing the wire loops to the concrete for Lifting





### LDPE Sleeve Split

LDPE sleeving is the answer to organizing, protecting, securing and controlling wires, cables and other things that are subjected to constant and extreme use. Our sleeve is made from LDPE with industrial-strength. Resists common chsolvents. Protects from sunlight.



### Thread lifting loop

Thread lifting loops are t used as lifting device for the lifting anchors (Bar Sockets,Waved Sockets and Thread Sockets)

They are the most economic lifting loop and are suitable for most applications, particularly site operations. They are not suitable for turning or pitching.



### Form Tie Cone

Our Form Tie Cone is manufactured from durable materials, ensuring long-lasting performance in demanding construction environments. With dimensions tailored to fit various concrete forming systems, it offers optimal compatibility and ease of use.





### Punching Shear Studs

PSR studs are large-headed shear connectors that are welded to flat steel bars (creating stud rails) and used for shear reinforcement in flat concrete slabs to replace stirrups and column capitals to resist the punching shear stress in the slabs. Using these PSR stud rails, increases the punching shear capacity at the base of the concrete columns, resulting in a significant reduction in slab thickness.



### Precast Concrete Plastic Threaded Inserts

Precast Concrete Insert is a handy, cast-in-place plastic insert for many of the common attachment applications involving precast construction.



### Belleville Washers

Our Belleville washers can be specified using limitless dimensional configurations and load/deflection ratings. Whether the Belleville washer needs to fit tightly under the head of the bolt or provide a wide bearing surface across the mating flange, our products offer long fatigue life, predictable and consistent performance, and the reliability that may be missing in your current solution.





# 02 Post Tension



From standard to custom options, we have the perfect Post Tension Accesories for your industrial needs. Choose our collection now and secure your structures with confidence.





### Mushroom Plastic Rebar Safety Caps

Mushroom rebar caps protect against injuries caused by contact with protruding rebar at construction sites. They are ideal for on-grade applications when working with 10M to 25M rebar. They also feature a bright orange finish for enhanced visibility at busy or congested jobsites.



### PHC Plastic High Rehbar Chairs

Plastic High Rebar Chair is an all purpose individual high chair ideal for use on wood, steel, and concrete. It is also well suited for TILT-UP applications.



### Rebar Safety Caps With Steel

These steel-reinforced rebar end caps feature a design and materials meant to increase impalement protection. Remember to combine the use of these caps with industry safety practices.





### Slab Bolster

Slab Bolster is used to properly space reinforcement within the concrete being poured. 100% plastic for maximum strength and no corrosion.



### Steel Chair with Painted Tip

Painted Tip Metal High Chair is used to support upper and lower rebar or mesh reinforcement in precast concrete panels, elevated slabs and flat precast slabs.



### Steel Chair with Plastic Tip

Plastic Tip Metal High Chair is used to support upper and lower rebar or mesh reinforcement in precast concrete panels, elevated slabs and flat precast slabs.





### Wheel Spacers

Cover Mesh Wheels are a designed spacer for rebar in precast applications. Proper for vertical and horizontal reinforcement and 100% plastic construction.



### Plastic End Caps

Plastic End Caps are designed to fit over threaded and non-threaded tubing, rods and fittings, forming a snug friction fit.

These straight plastic caps are ideal for use as shipping caps, end caps, pipe caps, product protection, paint protection, grout caps and thread protectors.



### A-Anchor Plastic Recess Former

A-Anchor single use plastic recess formers attach to mesh or rebar cages. This ensures simple and secure locating of the anchor and leaves the anchor ready for the correct universal heading lifting link.





### Sheer Rail Chair

Sheer Rails Chairs are ideal for light duty applications. They are fully adjustable and being manufactured in plastic may be left in concrete, either in part or as a complete unit, without fear of corrosion.



### Plastic Chair with Lock

Rebar Locking Chairs are specially designed for supporting rebars, which are embedded metal bars used to reinforce newly-poured concrete. It helps to set reinforcing mesh and bars into correct positions which assists with the prevention of exposure to corrosion and other environmental elements.



### Bar Ties

Double loop bar ties are useful for so many applications! They are the perfect rebar wire ties and can also be used to secure temporary fences into posts, closing bags, and tubular products such as wattles. They're super easy to use, just get a wire tying tool and pull and they're ready to go.





### Flat Bars (Rails)

Rail flat bar with smooth surface and edges is used for a lot of structure, we offer any material and size as your request.



### Rebar Tie Wire

Tying wire is necessary for connecting loose rebar on-site to prevent any movement of the reinforcement during pouring and curing.

Our rebar tie wire is coiled annealed steel wire; the preferred choice for steel fixers.



### Pocket Former

Used to create a void in the casted concrete for easy access of the post-tension chuck.



# 03 Trailer Parts



From standard to custom options, we have the perfect Trailer Parts for your industrial needs. Choose our collection now and secure your structures with confidence.



### Break Line Male Brass Fitting



Adapter fittings are generally used to allow connection of standard brake lines to the different sized ports used in cylinders. Simply match the male side of the adapter to the port connection on the cylinder and the female side of the adapter to the brake line connection to be made.

### Safety Cables



These Zinc Plated Steel Safety Cables are rated up to 10,000 Pounds and PVC coated for comfort. These cables ensure safety while towing and are equipped with carabineer style hooks for ease of use and designed to keep your hooks securely on your hitch.

### U-Bolts



U-bolts are common bolts that are used for building construction and/or vehicle suspension like leaf springs. Considered one of the major parts of your leaf spring installation, u-bolts will provide a permanent tie between the spring leaves. When describing what a u-bolt is, one can just look at the shape. With a letter U shape, the bolt features two threaded arms.







### Double Wheel Plastic Fender Pad

Ensure the longevity of your trailer with our robust Double Wheel Fender Pad. This essential accessory is designed to protect your trailer's wheels and fenders, making it a must-have for any trailer owner.



### Single Wheel Plastic Fender Pad



### Keel Roller

Enhance your boating experience with our high-quality Keel Roller, a crucial component for any boat trailer. Designed to provide excellent support and stability, this roller makes loading and unloading your boat a breeze.



# 04 Industrial Gloves

From standard to custom options, we have the perfect Industrial Gloves for your industrial needs. Choose our collection now and secure your structures with confidence.





### Cotton Working Gloves

Cotton gloves offers good absorption of perspiration and is soft and comfortable to wear for long periods. Cotton can be used on its own or mixed with other fibres in gloves for improved durability. Commonly used in terry or cut and sewn cotton drill gloves, when cotton is used to make work gloves it offers good insulation against a range of temperatures.



### Anti Cut Resistant Gloves

When it comes to work gloves for mechanical risks, We offers gloves with overall performance against abrasion, cut, tear, puncture, and impact injuries.




### Anti Slip Oil Resistant Gloves

A range of Oil resistant work gloves that cover the basic protection levels right up to the very highest protection levels available on the market. Studies have indicated that working within the oil or oil and gas industry, injuries to the hand are common and vary greatly. This means that the work glove that is best for each task may vary to include such things as impact protection, cut protection, reflectability and gripability.



05

# Miscellaneous Products




From standard to custom options, we have the perfect Miscellaneous Products for your industrial needs. Choose our collection now and secure your structures with confidence.



[www.wiclhk.com](http://www.wiclhk.com)

+86 20 8197 7939

[info@wiclhk.com](mailto:info@wiclhk.com)



## Channel Steel


Channel is a common building and construction material. It also used in the ship building and automotive industries, and general fabrication where structural properties are required. The C- or U-shape lend well to structural applications where the load is focused vertically or horizontally.



## Pump Shaft


A pump shaft is a crucial component in various types of pumps, playing a vital role in the transfer of mechanical energy from the motor to the impeller. Understanding the function, design, and maintenance of pump shafts is essential for ensuring optimal performance in industrial and commercial applications.







WINDUSTRIAL CO.,  
LIMITED.

Unit D 16/F, One Capital  
Place 18 Luard Road,  
Wanchai, Hong Kong

 +86 20 8197 7939

 +86 189 2513 5586

 [info@wiclhk.com](mailto:info@wiclhk.com)